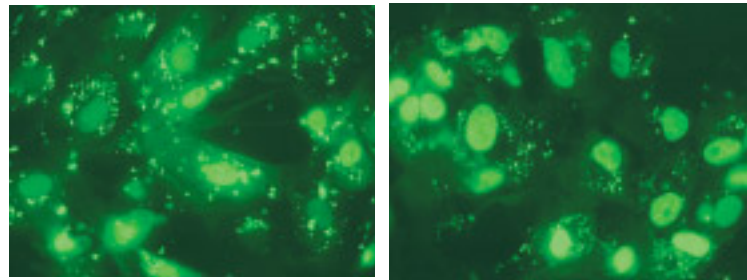


# Original GenePORTER - Great Results

If you are working with easy-to-transfect cell lines in serum-free media, the original GenePORTER™ transfection reagent is an ideal cost-effective alternative. In addition to providing transfection results that are comparable to any competitive reagent in the market, GenePORTER transfection reagent has proven to work the best for oligonucleotide transfection (Figure 4) and for special cell lines such as Jurkat cells.

**Figure 4. Efficient Delivery of Oligonucleotides into CV-1 Cells with GenePORTER™ Reagent**



**A. F-ODN/GenePORTER reagent after 3 hours.**

**B. F-ODN/GenePORTER reagent after 24 hours.**

Images in panels A and B clearly show that GenePORTER reagent mediates efficient uptake of fluorescein-labeled phosphorothioate oligonucleotides (F-ODN).  
Panel A: Image 3 hours post-transfection.  
Panel B: Image 24 hours post-transfection.

*“We have tried many transfection reagents in our antisense research. The GenePORTER reagent stands out as the best one because it consistently shows the highest transfection efficiencies and lowest toxicity levels in our cell lines.”*

W. Todd Monroe  
Dept. of Biomedical Engineering  
Vanderbilt University

## Guaranteed Satisfaction

We at Gene Therapy Systems are confident that you will get improved results with GenePORTER Transfection Reagents. To make it easier for you to start taking advantage of this revolutionary transfection reagent, we are offering a risk-free guarantee.† If you don't get better transfection efficiency, you can get your money back. Hurry, call and order your GenePORTER today.



### GenePORTER Regent Transfected Cell Types

293	Murine Es cells
Jurkat	MM54.Sp/Thy
NIH 3T3	AKR-2B
B16-F0	MIN6
PC-12	Hepa-1clc7
BHK-21	Primary hepatocytes
CHO-K1	NSC34
DDT1 MF-2	D6P2T
CV-1	C6
COS-1	INS-1
COS-7	PEF
MO 7E	RK <sub>13</sub>
FL5.12	PERN
MCF7	Primary keratinocyte
K-562	SL-29
KG-1	Primary embryonic fibroblast
CL-01	HeLa
HMSC	HeLa S3
HeLa	SW 1353
MDBK (NBL-1)	MRC-5
A6	FaDu
HEQ 3-3	LNCaP.FGC
CFT-1	PC-3
Chicken cardiomyocyte	U-87 MG
RP-19	PM-RCC
Y-79	Hep 3B
T-84	Hep G2
C <sub>2</sub> C <sub>12</sub>	HEC-1
BC 3H1	LoVo
BALB-10	U937
Bovine endothelial	293T
T-89G	911
JAR	NTD-1
SKOV-3	10T 1/2
Equine derma	Huh7
L-929	293EBNA
EKER	NB324K
SW-1353	MEF
H-292	308
Rat cortical neurons	WEHI-3B

### GenePORTER™ 2 Transfection Reagent

Quantity	Catalog no.
75 rxns (0.75 ml)	T202007
150 rxns (1.5 ml)	T202015
750 rxns (5 x 1.5 ml)	T207075
QuikEase™ single use 96 rxns	T202096

### GenePORTER™ Transfection Reagent

Units	Catalog #
75 rxns (0.75 ml)	T201007
150 rxns (1.5 ml)	T201015
750 rxns (5 x 1.5 ml)	T201075
QuikEase™ single use 96 rxns	T201096

**Orders: 888-428-0558**

**Fax: 858-623-9494**

10190 Telesis Court, San Diego, CA 92121, USA

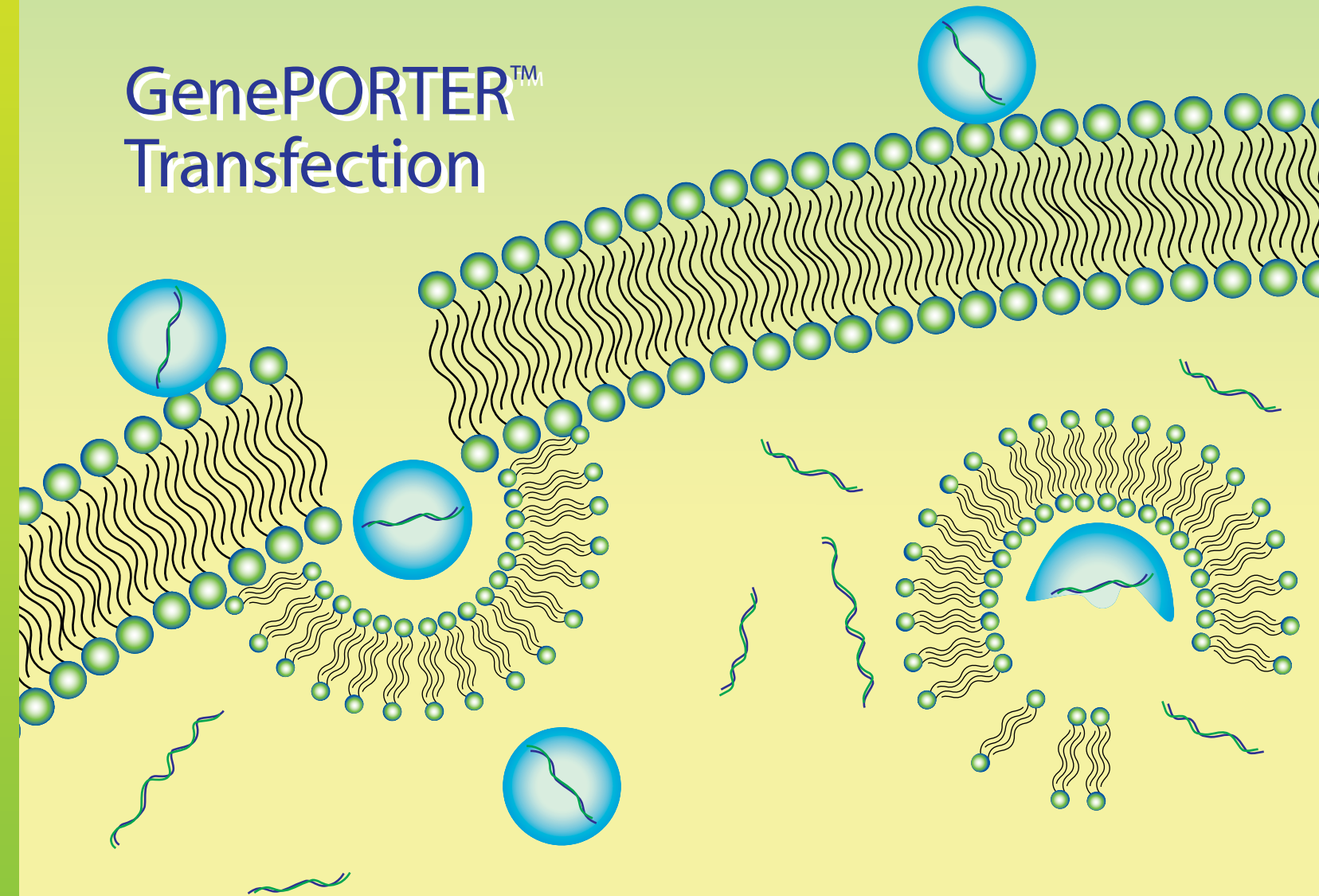
For more information visit the Gene Therapy Systems web site @  
<http://www.genetherapysystems.com>

\*\* The kit purchase price will be refunded if you don't get better transfection results following the GTS protocol. The purchased reagent must be returned to GTS, Inc. Limited to one T202007 or T202015 per customer. Offer valid in US only.

† Felgner *et al.* (1987) *Proc. Natl. Acad. Sci., USA*, 84: 7413-7417

**For an up-to-date list of publications using GenePORTER transfection reagents please visit [www.genetherapysystems.com/gplist.html](http://www.genetherapysystems.com/gplist.html)**

# GenePORTER™ Transfection



## GenePORTER 2

- Highest transfection efficiency
- Best with hard-to-transfect cells
- Delivers with or without serum

## GenePORTER

- Ideal for oligonucleotide transfection
- Effective with diverse cell lines
- Cost effective



# GenePORTER™ 2 Transfection Reagent Highest Transfection Efficiency

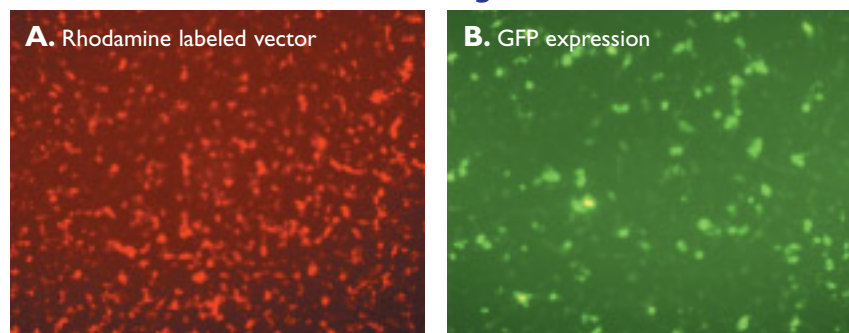
GenePORTER™ Transfection Reagents are the latest revolution in gene delivery technology. As the brain child of Dr. Philip Felgner, inventor of lipofection,<sup>†</sup> GenePORTER Transfection Reagents utilizes the unique Direct Hydrophilic Conjugation (DHC) technology to achieve the highest transfection efficiencies in a variety of cell types.\* Unlike other transfection reagents, GenePORTER contains a mixture of differentially modified cationic lipids generated by DHC chemistry. This not only optimizes the assembly of lipid/DNA complexes but reduces cytotoxicity, ensuring great transfection results.

## New Powerful Formulation

GenePORTER 2 Transfection Reagent is the newly improved formulation that includes optimization components and buffers. It is designed to further enhance DNA stability and reduce interference from serum components during the transfection process. GenePORTER 2 Transfection Reagent offers:

- Highest efficiency in hard-to-transfect cell lines
- Excellent performance with or without serum
- Robust results with cells lines used for protein expression
- Adaptable for suspension and adherent cells

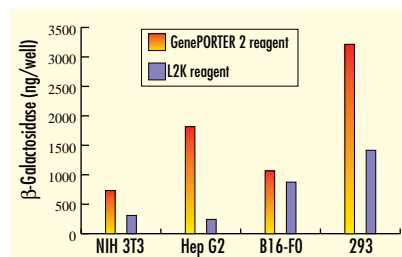
**Figure 1. Transfection into Macrophage Cells Using GenePORTER 2 Transfection Reagent**



RAW267.4 cells (a murine macrophage cell line) were grown to 60% confluency. The following mixture was then used for transfection: a pGeneGrip vector that encodes GFP and is labeled with rhodamine (8 µg), DNA diluent A (168 µl), and GenePORTER 2 transfection reagent (40 µl). Twenty four hours post-transfection, cells were examined using fluorescence microscopy. Panel A shows about 80% of the cells were transfected with the pGeneGrip vector. Panel B shows that about 50% of the cells were positive in GFP expression.

## Hard Cell Lines Made Easy.

GenePORTER 2 has proven to be the best reagent for transfecting notoriously hard-to-transfect cell lines such as HeLa, K-562, and PC12. Compared to other commercially available reagents, GenePORTER 2 consistently delivers superior transfection efficiencies (see example in Figure 2). It is ideal for high-throughput screening and protein expression applications.



**Figure 2.** Comparison of GenePORTER 2 Reagent with LIPOFECTAMINE 2000

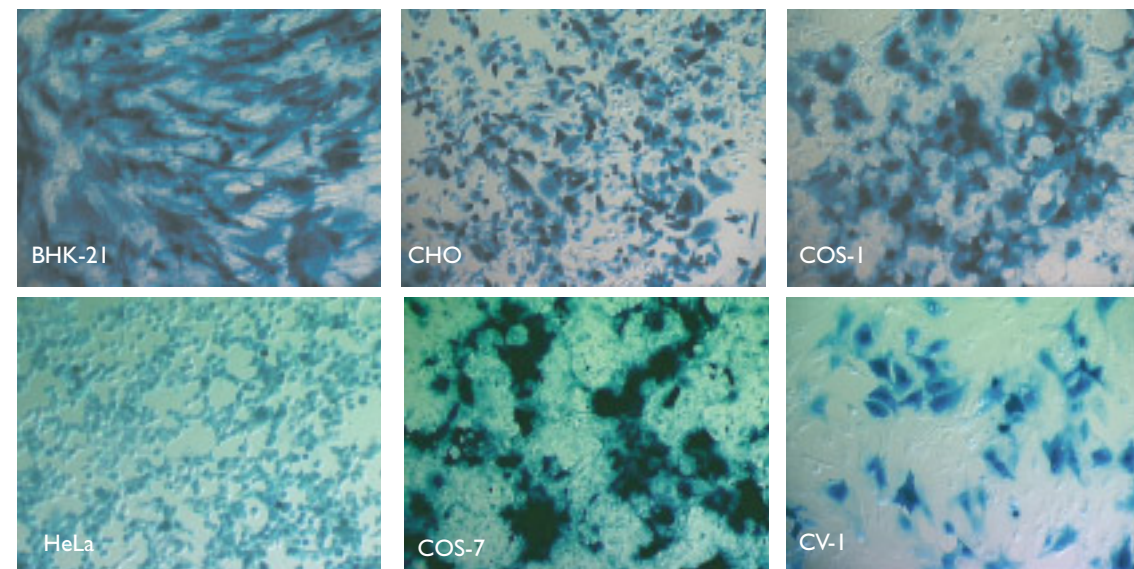
\*US and worldwide patents pending

# GenePORTER 2 - Reliability, Ease of Use

## Proven Results

To ensure robust and consistent performance, we functionally qualify each lot of GenePORTER 2 by transfecting a β-galactosidase encoding plasmid into several different cell lines. Figure 3 demonstrates the results that we need to achieve for every lot of GenePORTER 2. Our rigorous testing means the best transfection results for you, every time.

**Figure 3. Transfection using GenePORTER 2**



## Easy Optimization

GenePORTER 2 comes complete with everything you need for optimizing transfection conditions for your cell line(s), including the convenient GenePORTER 2 dried lipid films, hydration buffer, and two types of DNA diluents. For your convenience, the scientists at Gene Therapy Systems have spent the time optimizing transfection conditions for the most popularly used cell lines (Table 1). By following the simple steps in the comprehensive GenePORTER 2 manual, you can count on great transfection results.

**Table 1. GenePORTER 2 Reagent Recommendations on Conditions**

Cell Types	DNA Diluent	DNA Diluent B	Serum
HeLa-S3	★	★★	○
HeLa	★	★★	○
COS-1	★	★	●
COS-7	★	★	●
Hep-G2	★	★	●
NIH-3T3	★	★	●
MDCK	★	★★	○
K-562	★	★★	○
CV-1	★	★	●
B16-F0	★	★	●
293	★	★	●
BHK-21	★	★	●
CHO-K1	★▲	★▲	●
PC-12	★	NR	●
PI9	★	★	●
HUVEC-C	★	★	●
Jurkat	◆	◆	○

**LEGEND:**

- ★ Works well.
- ★★ Works better.
- ◆ We recommend using the original GenePORTER™ reagent
- Works well without serum.
- Works well with serum (can also be used without serum)
- ▲ For CHO-K1 cells highest level of expression are obtained without serum during the first hours of transfection
- NR Not recommended.